

# HOW TO OPTIMIZE YOUR APPAREL E-COMMERCE SITE FOR CONVERSIONS\$




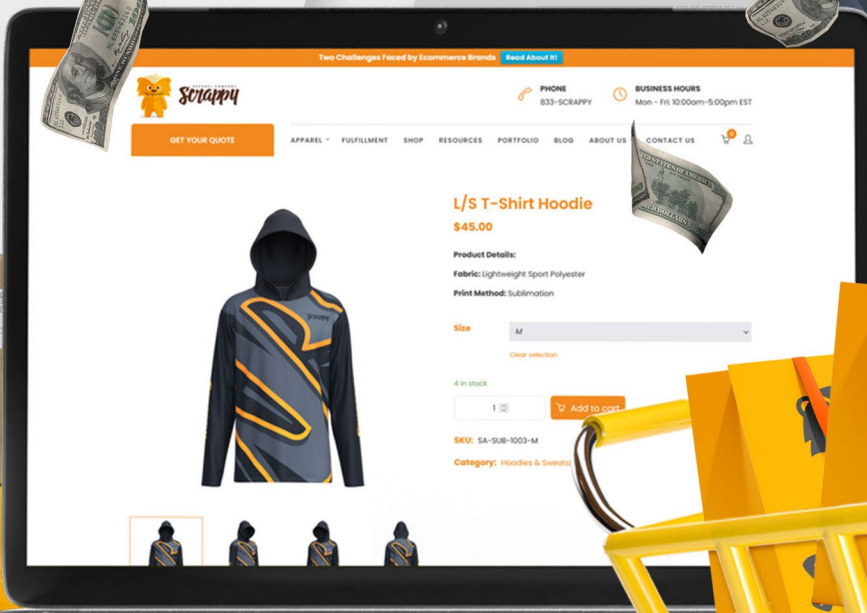
**Apparel Solutions**  
Turnkey Apparel Solutions  
High Volume Apparel Solutions  
3PL Fulfillment Solutions

**Shirt Printing**  
The Shirt Printing Process  
Custom Screen Printing  
Discharge Screen Printing  
Water Based Screen Printing  
Large Format Screen Printing  
Cut and Sew  
Sublimation  
Private Labeling

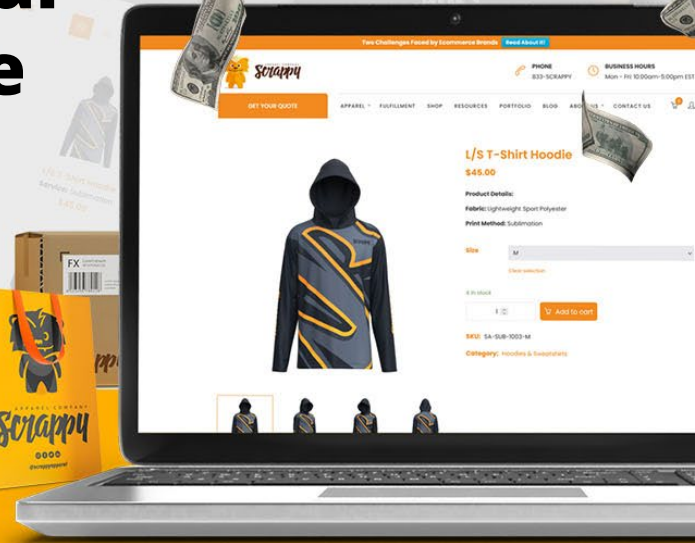
**Get Your Quote**  
Retail Ready Screen Printing  
All Over Sublimation Printing  
Custom Embroidery  
Custom Hats

**Quick Contact**  
We're available 24/7  
6.00pm to answer your questions

Sign up for our newsletter and stay in the loop on discounts and promotions!



# How to Optimize Your Apparel E-Commerce Site For Conversion\$



Pretty websites are great—but aesthetics don't always equal conversions.

If your site isn't generating sales, it's time to focus on optimizing it for conversions.

But why is now the time to invest in optimization? The rise of e-commerce over the last few years has brought about fierce competition in the market.

However, according to [Forbes](#), 24% of retail purchases are projected to occur online by 2026. There is still tremendous growth potential for e-commerce businesses, and optimizing your apparel site can give you an edge over your competitors.

At Scrapy Apparel, we know optimization can feel like a daunting task. There are intricate details to consider, which calls for a deep understanding of user experience (UX).

Optimization means creating a seamless, intuitive journey for your shoppers. A well-optimized site anticipates users' needs, making it effortless for them to find (and purchase) what they're looking for.

At Scrapy Apparel, our e-commerce experts have helped brands scale their online businesses through intelligent optimization strategies. We help our partners create seamless customer journeys, from first click to delivery.

We want to help you achieve the same level of success—so our experts created this guide to explain the ins and outs of optimizing an apparel e-commerce site.

# Target Audience: Who Do You Want to Attract?

You've heard it before... "Know your audience." That's Marketing 101—but it's often easier said than done.

Do you really know who you are trying to attract to your apparel e-commerce site? Let's dig into that a bit.

## The Impact of Target Audience on Site Aesthetics

Identifying your target audience is the first step toward creating an e-commerce site that attracts and connects with your customers.

When you understand who your customers are—their tastes, preferences, and shopping habits—you can craft a site aesthetic that appeals directly to them.

### For example:

A youthful, vibrant design would be the best fit for a brand targeting millennials and Gen-Z, while a more sophisticated and minimalist aesthetic might resonate with a more mature audience.



## How Your Target Audience Influences Site Structure

Your target audience's shopping habits and preferences should dictate your site's structure.

An easy-to-navigate, intuitive site is crucial for any online store, but the specifics can vary based on your audience.

**Let's consider a streetwear brand as an example.** Your target audience is likely going to be...

- Younger, ranging from late teens to mid-thirties
- Highly engaged with social media
- Seeking unique, statement pieces that reflect their individuality
- Following the latest trends
- Culturally engaged, favoring bold designs and logos

Therefore, your site structure should reflect this. You might choose a dynamic, visually-led layout with plenty of high-resolution imagery, and perhaps even embed social media feeds for that immediate connection to current trends.

Your navigation should be simple and fast, with categories divided by clothing type, new arrivals—and perhaps even collaborations or limited-edition lines.

Remember, your audience is tech-savvy and has grown up with online shopping. They expect a seamless experience, from browsing to checkout.

To create a 5-star shopping experience for your customers, you should design your site structure around your audience's needs. Keep this in mind as we dive into the specifics of optimizing your apparel e-commerce site.



# The Importance of User-Friendliness

A user-friendly site structure is more than just a convenience—it's a necessity in the competitive world of online apparel sales.

A well-laid structure enhances the user experience, making navigation seamless while also improving your site's visibility in search engine rankings.

But what does a user-friendly site structure look like? Here are several factors to consider:

## Ease of Navigation

A user-friendly site structure makes it easy for your customers to find what they're looking for, reducing the likelihood of them leaving out of frustration.

Think of your site as a physical store. If your customers can't find the aisle with the products they need, they'll probably leave and shop elsewhere. You should design a site structure that mimics the intuitiveness of a well-laid-out physical store.

## Reduce Bounce Rate

A website that's difficult to navigate can increase your bounce rate. This term refers to the percentage of visitors who leave your website after viewing only one page. According to [Adobe](#), the average e-commerce bounce rate is 43%.

When your site structure is clear and logical, visitors are more likely to stay, browse through your products, and ultimately make a purchase.

## Enhancing SEO

**Did you know?** A well-structured site can also improve your search engine rankings. Search engines like Google use bots to crawl through your website.

When your site structure is clear, the bots can easily index your website, leading to better visibility in search results.



# Enhancing User Experience (UX): Navigation, Search, and Checkout

As the old saying goes, first impressions matter. In the e-commerce world, your user experience is that first impression and can be the difference between a sale and a bounce. Here are some quick UX tips to get you thinking:

## Clear and Simple Navigation

Your users should not have to guess where to find what they're looking for. You want to have a well-thought-out menu with intuitive categories.

You can leverage drop-down menus to neatly organize your sections and sub-sections. The key is to make the path from the landing page to checkout as short and simple as possible.

## Efficient Search Function

Sometimes, despite your best efforts in structuring your site, your customers will want to bypass browsing and go straight to the product they need. This is where an efficient, fast, and accurate search function comes into play. You should incorporate predictive search, filters, and sorting options to help customers find exactly what they're looking for—**quickly!**

## Quick and Secure Checkout

This is where you seal the deal. The last thing you want is for customers to abandon their carts because your checkout process is too slow or complicated. Ensure your checkout process is lightning-fast, secure, and straightforward. We recommend integrating multiple payment options, including credit card, PayPal, and more, to provide your customers with the flexibility they desire.

These enhancements not only make your website a pleasure to shop on but also increase your conversion rates.



# Optimized Product Pages: How to Make Your Garments Stand Out

**Product pages** often serve as the bridge between browsing and purchasing. They are where your customers make the decision to add an item to their cart or to continue browsing.

In other words, they can make or break your conversion rates. Here are a few tips for optimizing your product pages:

## Viral Trends and Instant Fame

Customers want to see what they're buying. Invest in high-quality images that showcase your garments from different angles. This allows customers to get a better sense of the product and can increase their confidence in making a purchase.

## Detailed Product Descriptions

In addition to images, detailed product descriptions are essential for helping customers make informed decisions. Include information like fabric, size and fit, care instructions, and any other relevant details.

## Customer Reviews

Customer reviews add a level of trust and credibility to your product pages. Encourage customers to leave honest reviews and showcase them prominently on your site.



“niceee!!” 

“cool design!”

“delivery is so fast!”



# ***Retaining Customers: Loyalty Programs and Excellent Customer Service***

Attracting customers is only half the battle. Retaining them is equally—if not more—important.

According to [SEMRush](#), you have a 60-70% chance of selling to an existing customer. This statistic highlights the value of retaining customers and how it can positively impact your sales.

Here are a few strategies to keep your customers coming back for more:

## **Loyalty Programs**

A well-executed loyalty program can turn first-time buyers into repeat customers. By offering rewards for purchases, you give customers an incentive to return to your site.

***Design a loyalty program that offers...***


- Redeemable points for every dollar spent
- Tiered rewards for higher spending
- Special bonuses for referrals

***...or a combination of the above!***

## **Superior Customer Service**

Excellent customer service is crucial in retaining customers. This includes a seamless return policy, quick and helpful responses to queries, and personalized communication.

At Scrappy Apparel, we offer full-service fulfillment solutions that include customer service and returns processing. We ensure a high standard of care for your customers at every touchpoint.





## Personalized Shopping Experiences

Personalization is a powerful tool in e-commerce. By tailoring product recommendations and marketing messages based on a customer's past behavior and preferences, you can increase their engagement and likelihood of making a purchase.

## Regular Communication

Keeping your customers in the loop with regular communication is key to maintaining their interest. You can achieve this through newsletters, updates on new products or sales, and personalized messages.

## Easy Reordering

For customers who regularly purchase the same products, an easy reordering process can enhance their shopping experience and increase their loyalty. We recommend implementing features like "buy it again" or subscription options to make the reordering process as simple as a mouse click.

# **Analyzing and Improving: The Role of E-Commerce Analytics**

Making data-driven decisions can be the difference between a thriving business and one that's struggling. This is where e-commerce analytics come into play.

## The Importance of E-Commerce Analytics

E-commerce analytics play a critical role in the success of your online store. They provide data-driven insights into your customers' behavior, preferences, and needs, enabling you to make informed decisions and continuously optimize your strategies.



## Understanding Customer Behavior

One of the key analytics to check is user behavior data.

**For example, metrics like:**

- Session duration
- Pages per session
- Bounce rate—which we discussed earlier!

Understanding how customers interact with your site can provide insights into what is working well and what areas might need improvement.

## Tracking Conversion Rates

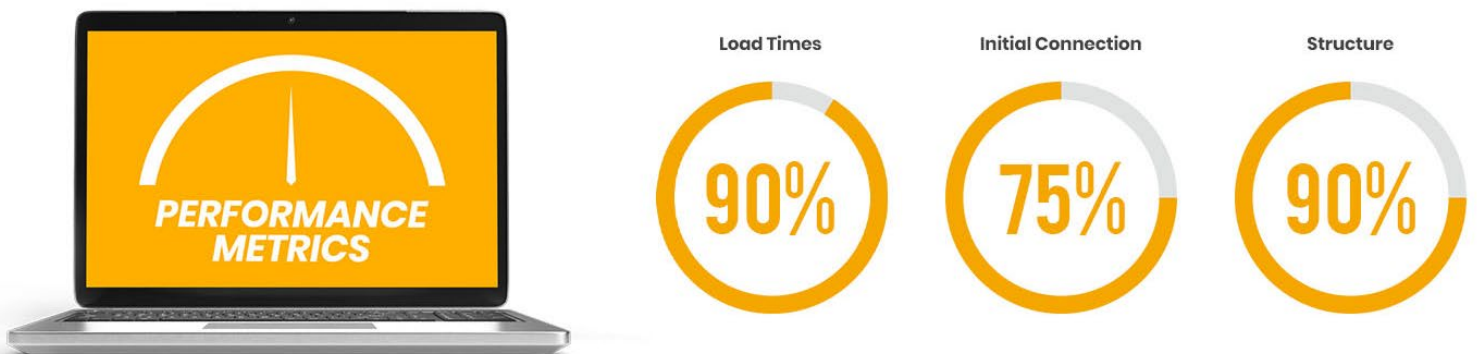
Conversion rate is another crucial metric. (We briefly touched on this topic earlier, too!) This shows the percentage of site visitors who complete a desired action, such as making a purchase or signing up for a newsletter.

Tracking your conversion rates can help you gauge the effectiveness of your marketing campaigns and site optimizations. If your conversion rate is low, it might signal that your site isn't effectively persuading visitors to take action.

## Assessing Site Performance

Site performance metrics, like page load times and site uptime, are also important to monitor. Slow loading times can frustrate customers and lead to cart abandonment. Site downtime can result in lost sales.

Regularly assessing your site performance can help you identify and address any issues promptly, ensuring a smooth and satisfying shopping experience for your customers.



## Monitoring Sales and Revenue

Finally, it's vital to keep an eye on your sales and revenue data. This includes metrics like average order value, total sales, and growth rate.

Monitoring these figures can provide a clear picture of your store's financial health, helping you identify trends, plan future strategies, and measure the success of your sales efforts.

With Scrapy Apparel's comprehensive e-commerce solutions, we're here to help you make sense of these metrics and use them to guide your growth strategy.

## *Partner with **Scrapy Apparel** to Tap Into Our Highly Scalable Manufacturing, Fulfillment, and E-Commerce Solutions*

At Scrapy Apparel, we understand the importance of a well-optimized e-commerce site in driving conversions and retaining customers. That's why our services go beyond just manufacturing high-quality apparel.

Our scalable fulfillment solutions ensure that your orders are processed quickly and accurately, leaving a positive impression on your customers. Through our 3PL MGMT program, we offer 4PL and 5PL capabilities to help you streamline your supply chain.

We believe in making your e-commerce operations as smooth as possible by offering customized solutions tailored to ensure a flawless online shopping experience for your customers.

**So, why choose Scrapy?** Because we offer our partners unmatched scalability, efficiency, and reliability. While you focus on the growth and creative development of your brand, we handle the backend operations. We guarantee prompt order fulfillment, robust inventory management, and the establishment of a strategic partnership with us to accelerate your growth.

If you're ready to take your e-commerce game to the next level, partner with Scrapy Apparel today.

**BEGIN YOUR**

# PROJECT



**Scrappy**  
**APPAREL**  
**COMPANY**

[www.scrappyapparel.com](http://www.scrappyapparel.com)

 [scrappyapparelco](https://www.instagram.com/scrappyapparelco)

